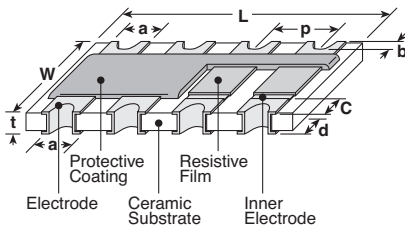


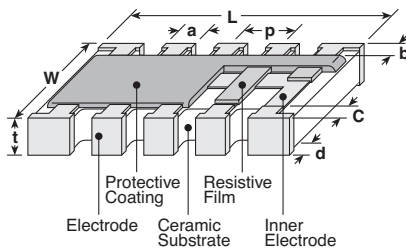
features

- Manufactured to type RK73Z standards
- Concave or convex terminations
- Less board space than individual chip
- Isolated jumper elements
- Products with lead-free terminations meet EU RoHS requirements. EU RoHS regulation is not intended for Pb-glass contained in electrode, resistor element and glass.

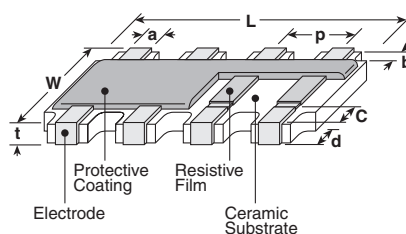
dimensions and construction



CN Concave/Square Corner



CN_K/N Convex/Square Corner



CN__A Convex/Scalloped Corner

Size Code	Dimensions inches (mm)								
	L	W	C	d	t	a (top)	a (bot.)	b	p (ref.)
CNZ1E2 (0402 x 2)	.039±.004 (1.0±0.1)	.039±.004 (1.0±0.1)	.008±.004 (0.2±0.1)	.010±.004 (0.25±0.1)	.014±.004 (0.35±0.1)	.012±.004 (0.3±0.1)	.012±.004 (0.3±0.1)	.003±.002 (0.07±0.05)	.020 (0.5)
CNZ1E4 (0402 x 4)	.079±.004 (2.0±0.1)								
CNZ1J2 (0603 x 2)	.063±.008 (1.6±0.2)	.063±.008 (1.6±0.2)	.012±.008 (0.3±0.2)	.016±.004 (0.4±0.1)					
CNZ1J4 (0603 x 4)	.126±.008 (3.2±0.2)								
CNZ1J8 (0603 x 8)	.252±.008 (6.4±0.2)								
CNZ2A2 (0805 x 2)	.100±.008 (2.54±0.2)	.079±.008 (2.0±0.2)	.016±.008 (0.4±0.2)		.024±.004 (0.6±0.1)			.006±.004 (0.15±0.1)	
CNZ2A4 (0805 x 4)	.200±.008 (5.08±0.2)								
CNZ2B2 (1205 x 2)	.100±.008 (2.54±0.2)	.126±.008 (3.2±0.2)	.020±.012 (0.5±0.3)						
CNZ2B4 (1206 x 4)	.200±.008 (5.08±0.2)								

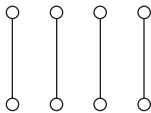
Size Code	Dimensions inches (mm)								
	L	W	C	d	t	a (ref.)	b (ref.)	p (ref.)	
CNZ1E2K (0402 x 2)	.039±.004 (1.0±0.1)	.039±.004 (1.0±0.1)	.006±.004 (0.15±0.1)	.010 max. (0.25±0.1)		.014±.004 (0.35±0.1)	.013±.004 (0.33±0.1)	.007±.002 (0.17±0.05)	.026 (0.67)
CNZ1E4K (0402 x 4)	.079±.004 (2.0±0.1)								
CNZ1J2K (0603 x 2)	.063±.006 (1.6±0.15)	.063±.006 (1.6±0.15)	.012±.008 (0.3±0.2)	.016±.004 (0.25±0.1)	.020±.004 (0.5±0.1)		.024±.006 (0.6±0.15)		
CNZ1J4A (0603 x 4)	.126±.006 (3.2±0.15)								
CNZ1J4K (0603 x 4)	.126±.006 (3.2±0.15)						.020±.006 (0.5±0.15)		
CNZ2B4A (0805 x 4)	.201±.008 (5.1±0.2)	.122±.008 (3.1±0.2)	.020±.008 (0.5±0.2)	.014±.006 (0.35±0.15)	.022±.004 (0.55±0.1)	.031±.008 (0.8±0.2)	.018±.006 (0.45±0.1)	.050 (1.27)	
CNZ1F8K (0805 x 8)	.200±.008 (3.8±0.1)	.063±.004 (1.6±0.1)	.012±.004 (0.3±0.1)	.012±.004 (0.3±0.1)	.018±.006 (0.45±0.1)	.014±.004 (0.3±0.1)	.006 (0.15)	.020 (0.5)	

ordering information

CNZ	1J	4	A	T	TD
Type	Size	Elements	Terminal Style	Termination Material	Packaging
	1E 1F 1J 2A 2B	2 4 8	Blank: Concave A: Convex/scalloped K: Convex/square N: Flat/square	T: Sn (Other termination styles may be available, please contact factory for options)	TD: 7" paper tape TE: 7" embossed plastic TDD: 10" paper tape

For further information on packaging, please refer to Appendix A.

circuit schematic

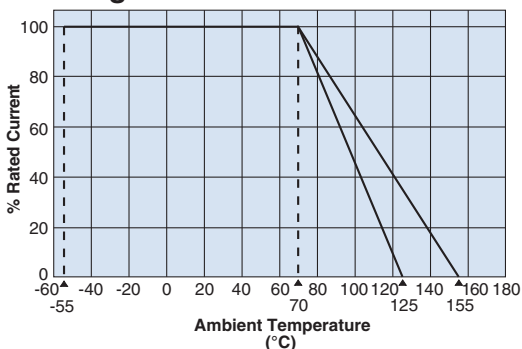


applications and ratings

Part Designation	Current Rating @ 70°C (Per Element)	Maximum Surge Current	Maximum Resistance	Operating Temperature Range
CNZ1E2	0.5 Amps	2.0 Amps	50mΩ	-55°C to +125°C
CNZ1E4				-55°C to +155°C
CNZ1E2K				
CNZ1E4K				
CNZ1J2K/CNZ1J4A/CNZ1J4K				
CNZ1J2/CNZ1J4				
CNZ1J8	1.0 Amps	3.0 Amps	-55°C to +125°C	
CNZ2A2				
CNZ2A4				
CNZ2B2		4.0 Amps		
CNZ2B4				
CNZ2B4A				
CNZ1F8K	2.0 Amps			

environmental applications

Derating Curve



For resistors operated at an ambient temperature of 70°C or above, a power rating shall be derated in accordance with the derating curve.