

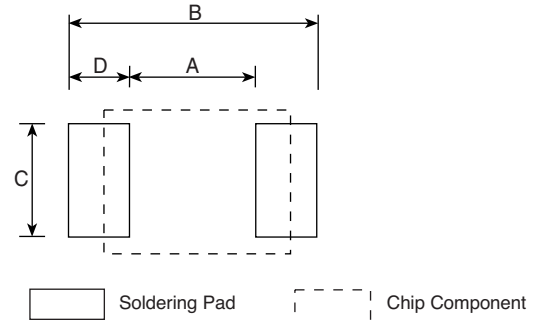
standard soldering pad dimensions

The optimum soldering pad dimensions may differ depending on soldering conditions, however, the following land dimensions are generally recommended.

For Reflow Soldering

Type	Style	Dimensions millimeters				
		Component Size	A	B	C	D
RK73 RS73 HV73 SG73 RN73 HSG73P SR73 LT73 LP73 SDT73 RF73	1F	0.4x0.2	0.12	0.48	0.18	0.18
	1H	0.6x0.3	0.25	0.7	0.3	0.225
	1E	1.0x0.5	0.5	1.3	0.3	0.4
	1J	1.6x0.8	1.0	2.0	0.6	0.5
	2A	2.0x1.25	1.3	2.5	1.05	0.6
	2B	3.2x1.6	2.2	4.0	1.4	0.9
	2E, 2E1	3.2x2.5	2.2	4.0	2.3	0.9
	W2H/2H	5.0x2.5	3.3/3.5	6.1/6.3	2.3	1.4
	W3A2, W3A, 3A	6.3x3.1	4.6	8.0	3.0	1.7
	RK73 AT	1E	1.0x0.5	0.5	1.7	0.53
SG73 AT	1J	1.6x0.8	1.0	2.5	0.85	0.75
HV73 AT	2A	2.0x1.25	1.2	3.0	1.33	0.9
HSG73P AT	2B	3.2x1.6	2.05	4.4	1.7	1.175
UR73	2A	2.0x1.25	1.3	2.6	1.1	0.65
	2B	3.2x1.6	2.2	4.2	1.6	1.0
UR73D <small>(10mΩ-30mΩ)</small> <small>(33mΩ-100mΩ)</small>	1E	1.0x0.5	0.4	1.7	0.5	0.65
	1J	1.6x0.8	0.5	2.5	0.9	1.0
	2A	2.0x1.25	0.8	3.4	1.3	1.3
	2B	3.2x1.6	1.2	4.6	1.8	1.7
	2H	5.0x2.5	1.8	6.1	2.6	2.15
	2H		3.3	6.1	2.5	1.4
	3A	6.3x3.1	2.3	8.0	3.3	2.85
3A	4.6		8.0	3.2	1.7	
UR73V	2A	2.0x1.25	1.2	3.4	1.3	1.1
UR73VH	2B	3.2x1.6	2.2	4.2	1.6	1.0
UR73VD <small>(10mΩ-18mΩ)</small> <small>(20mΩ-36mΩ)</small> <small>(10mΩ-13mΩ)</small> <small>(15mΩ-16mΩ)</small> <small>(18mΩ-20mΩ)</small> <small>(22mΩ-27mΩ)</small>	2A	2.0x3.1	0.6	3.4	1.3	1.4
	2A		0.8	3.4	1.3	1.3
	2B	3.2x1.6	0.7	4.4	1.6	1.85
	2B		0.9	4.4	1.6	1.75
	2B		1.0	4.4	1.6	1.7
	2B		1.2	4.4	1.6	1.6

Flat Type Components - For Reflow Soldering



Type	Style	Dimensions millimeters				
		Component Size	A	B	C	D
WK73	1E	0.5x1.0	0.2	1.1	1.0	0.45
WU73	1J	0.8x1.6	0.4	1.7	1.6	0.65
WG73	2A	1.25x2.0	0.55	2.35	2.0	0.9
WK73	2B15, 2B	1.6x3.2	0.7	2.3	3.2	0.8
WU73	2H2, 2H	2.5x5.0	1.0	3.5	5.0	1.25
WG73	3A3, 3A	3.1x6.3	1.6	3.9	6.3	1.15
WN73H	1J	0.8x1.6	0.4	1.7	1.6	0.65
	2B	1.6x3.1	0.7	2.3	3.2	0.8
SLR	1	6.3x3.1	3.4	8.0	3.0	2.3
TF	10B	1.0x0.5	0.5	1.3	0.3	0.4
	16S,16A,16V	1.6x0.8	1.0	2.0	0.6	0.5
PS	L	6.3x3.15	3.4	7	3.4	1.8
	F	3.0x3.8	Described on the product page			
TLR	2A	2.0x1.25	0.5	2.5	1.3	1.0
	2BW, 2BP <small>(0.5mΩ)</small>	3.2x1.6	0.6	4.0	1.8	1.7
	2BN, 2B, 2BW, 2BP <small>(1mΩ, 1.5mΩ)</small>		0.8	4.0	1.8	1.6
	2BN, 2B, 2BW, 2BP <small>(2mΩ-20mΩ)</small>		1.4	4.0	1.8	1.3
	2H, 2HW <small>(0.5mΩ-1.5mΩ)</small>	5.0x2.5	1.0	6.1	3.0	2.55
	2H, 2HW <small>(2mΩ-6mΩ)</small>		1.3	6.1	3.0	2.4
	2H, 2HW <small>(7mΩ-10mΩ)</small>		3.3	6.1	3.0	1.4
	3AW <small>(0.5mΩ-0.82mΩ)</small>	6.35x3.18	0.8	7.55	3.83	3.375
	3AW <small>(1mΩ-4mΩ)</small>		1.45	7.55	3.83	3.05
	3AW <small>(5mΩ-8mΩ)</small>		3.45	7.55	3.83	2.05
3AW <small>(9mΩ, 10mΩ)</small>	4.4		7.55	3.83	1.575	

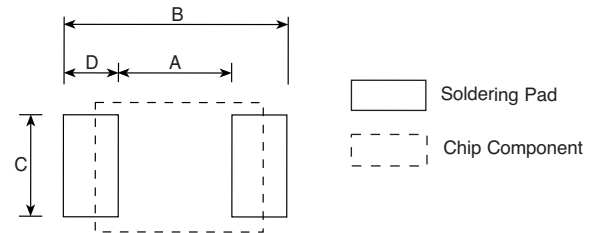
standard soldering pad dimensions (continued)

The optimum soldering pad dimensions may differ depending on soldering conditions, however, the following land dimensions are generally recommended.

For Reflow Soldering

Type	Style	Dimensions millimeters				
		Component Size	A	B	C	D
TLR	3AP (0.5mΩ~0.82mΩ)	6.35×3.18	0.8	7.55	3.83	3.375
	3AP (1mΩ, 1.5mΩ)		1.45	7.55	3.83	3.05
	3AP (2mΩ)		1.05	7.55	3.83	3.25
	3AP (3mΩ~4mΩ)	6.35×3.18	1.45	7.55	3.83	3.05
	3AP (5mΩ~8mΩ)		3.45	7.55	3.83	2.05
	3AP (9mΩ, 10mΩ)		4.4	7.55	3.83	1.575
	3APS		3.45	7.55	3.83	2.05
TLRH	2A	2.0×1.25	0.5	2.5	1.3	1.0
	3AW	6.3×3.2	4.4	7.5	3.7	1.55
	3AP	6.3×3.2	2.15	7.55	3.83	2.7
TLRZ	1E	1.0×0.5	0.5	1.3	0.6	0.4
	1J	1.6×0.8	0.5	2.0	0.9	0.75
	2A	2.0×1.25	0.5	2.5	1.45	1.0
	2B	3.2×1.6	2.2	3.8	1.8	0.8
SL	07, W07	5.0×2.5	2.3	7.0	2.6	2.35
	1, W1	6.3×3.1	3.4	8.0	3.0	2.3
	2	11.5×7.0	5.4	15.0	5.0	4.8
SLN	2, 3, 5	11.5×7.0	5.0	15.0	6.0	5.0
TSL	1	6.3×3.1	3.4	8.0	3.0	2.3
CCF	1N, 1F	6.0×2.5	3.0	7.2	2.8	2.1
NV73 NV73DL	1H	0.6×0.3	0.25~0.35	0.65~0.95	0.25~0.35	0.2~0.3
	1E	1.0×0.5	0.51	1.73	0.51	0.61
	1J	1.6×0.8	1.0	3.0	1.0	1.0
	2A	2.0×1.25	1.2	4.0	1.2	1.4
	2B	3.2×1.6	2.2	5.0	1.3	1.4

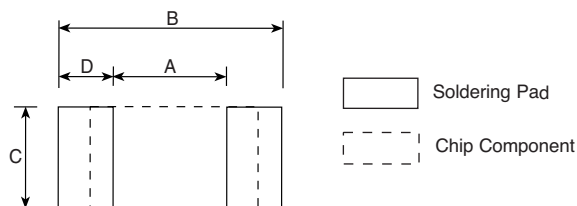
Flat Type Components - For Reflow Soldering



standard soldering pad dimensions (continued)

The optimum soldering pad dimensions may differ depending on soldering conditions, however, the following land dimensions are generally recommended.

Flat Type Components - For Flow Soldering



For Flow Soldering

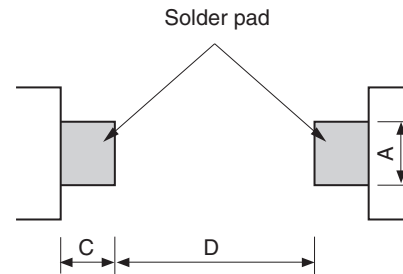
Type	Style	Dimensions millimeters				
		Component Size	A	B	C	D
RK73	1E	1.0x0.5	0.5	1.5	0.5	0.5
RS73	1J	1.6x0.8	1.0	2.4	0.8	0.7
HV73	2A	2.0x1.25	1.3	3.1	1.25	0.9
SG73	2B	3.2x1.6	2.2	4.4	1.6	1.1
RN73	2E, 2E1	3.2x2.5	2.2	4.4	2.5	1.1
HSG73P	W2H/2H	5.0x2.5	3.3/3.5	6.1/6.3	2.5	1.4
SR73	W3A2, W3A, 3A	6.3x3.1	4.6	8.0	3.2	1.7
LT73	1E	1.0x0.5	0.5	1.7	0.53	0.6
LP73	1J	1.6x0.8	1.0	2.5	0.85	0.75
SDT73	2A	2.0x1.25	1.2	3.0	1.33	0.9
RF73	2B	3.2x1.6	2.05	4.4	1.7	1.175
RK73 AT	2A	2.0x1.25	1.3	2.6	1.1	0.65
SG73 AT	2B	3.2x1.6	2.2	4.2	1.6	1.0
HV73 AT	1E	1.0x0.5	0.4	1.7	0.5	0.65
HSG73P AT	1J	1.6x0.8	0.5	2.5	0.9	1.0
UR73D	2A	2.0x1.25	0.8	3.4	1.3	1.3
	2B	3.2x1.6	1.2	4.6	1.8	1.7
	2H (10mΩ-30mΩ)	5.0x2.5	1.8	6.1	2.6	2.15
	2H (33mΩ-100mΩ)		3.3	6.1	2.5	1.4
	3A (10mΩ-30mΩ)	6.3x3.1	2.3	8.0	3.3	2.85
	3A (33mΩ-100mΩ)		4.6	8.0	3.2	1.7
	UR73V	2A	2.0x1.25	1.2	3.4	1.3
UR73VH	2B	3.2x1.6	2.2	4.2	1.6	1.0
UR73VD	2A (10mΩ-18mΩ)	2.0x1.25	0.6	3.4	1.3	1.4
	2A (20mΩ-36mΩ)		0.8	3.4	1.3	1.3
	2B (10mΩ-13mΩ)	3.2x1.6	0.7	4.4	1.6	1.85
	2B (15mΩ-16mΩ)		0.9	4.4	1.6	1.75
	2B (18mΩ-20mΩ)		1.0	4.4	1.6	1.7
	2B (22mΩ-27mΩ)		1.2	4.4	1.6	1.6
TF	10B	1.0x0.5	0.5	1.5	0.5	0.5
	16S, 16A	1.6x0.8	1.0	2.4	0.8	0.7

Type	Style	Dimensions millimeters				
		Component Size	A	B	C	D
NV73	1J	1.6x0.8	1.0	3.0	1.0	1.0
	2A	2.0x1.25	1.2	4.0	1.2	1.4
NV73DL	2B	3.2x1.6	2.2	5.0	1.3	1.4
CCF	1N, 1F	6.0x2.5	3.0	7.2	2.8	2.1

melf type components—RD41, RN41, MLT, CC

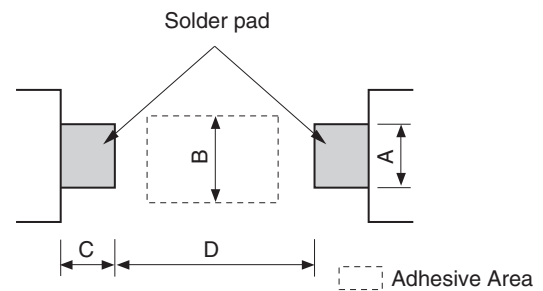
Reflow Soldering

Type	Style	Dimensions millimeters			
		Component Size	A	C	D
RD41	2ES 12M	3.5 X 1.40	1.5	1.3	1.7
RN41	2E 25	5.9 X 2.2	2.2	2.2	3.0
CC	3AS	5.9 X 2.2	15.0	15.0	4.0



Flow Soldering

Type	Style	Dimensions millimeters				
		Component Size	A	B	C	D
RD41	2ES 12M	3.5 X 1.40	1.5	2.2	1.5	2.0
RN41	2E 25	5.9 X 2.2	2.0	3.0	3.0	4.0
CC	3AS	5.9 X 2.2	15.0	3.0	15.0	4.0

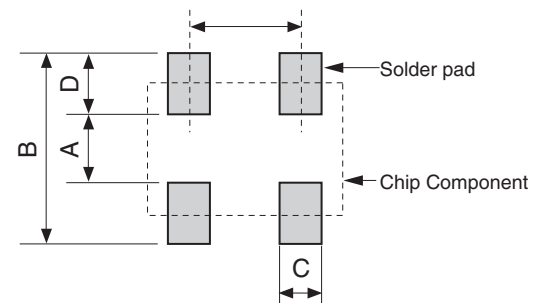


resistor arrays—CN

- For Reflow Soldering

Type	Style	Dimensions millimeters					
		Component Size	A	B	C	D	E
CNN	2A2	2.54 X 2.0	1.2	2.8	0.6	0.8	1.27

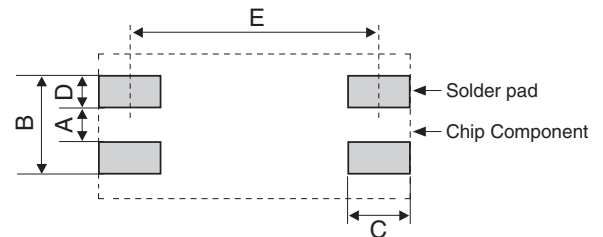
Chip Networks



MWS

- For Reflow and Flow Soldering

Type	Style	Dimensions millimeters					
		Component Size	A	B	C	D	E
MWS	5	16.9 X 8.6	2.2	6.2	2.5	2.0	14.1



other chips—RCS, RCT, RCU, RCW

- For Reflow Soldering

Type	Dimensions millimeters	
	A	B
RCU	2.5~2.7	0.6~0.8
RCT	2.9~3.1	1.05~1.25
RCS	4.1~4.3	1.4~1.6
RCW		

